

**PROFESSIONAL STANDARDS & DIVERSITY COMMITTEE – 15 FEBRUARY 2008**

**MONITORING OF STOP AND ACCOUNT AND STOPS AND SEARCHES**

**REPORT BY THE CHIEF CONSTABLE**

**PURPOSE OF THE REPORT**

*The purpose of this report is to provide members with statistics for the period 1 April to 31 December 2007 for the purposes of monitoring 'stop and account' and 'stops and searches' during that period.*

**1. BACKGROUND**

- 1.1 Statistics for stop and account and stops and searches appear as a standing agenda item at each meeting of this Committee. These statistics, which are supplied to members on a quarterly basis in the format agreed, are designed to enable members to monitor, assess and keep the Force's use of 'stop and account' and 'stop and search' powers under review.
- 1.2 At the meeting of the Committee on 15 November 2007, members were presented with the second quarterly stop and search statistics for the period 1 April to 30 September 2007.

**2. STOP AND SEARCH STATISTICS FOR THE PERIOD 1 APRIL 2007 TO 31 DECEMBER 2007**

- 2.1 The statistics for the period 1 April to 31 December 2007 are attached to this report at Appendix A. Overall conclusions appear at page 20 of the report.

**3. RECOMMENDATION**

- 3.1 Members are asked to note the contents of this report.

M BAKER QPM BSc (Hons) MBA  
Chief Constable

Members' Enquiries to: Mr John Jones, Assistant Chief Officer (01305) 223710  
Press Enquiries to: Public Relations Officers (01305) 223780/3640

Integrity

Professionalism

Fairness

Respect



# Stop/Account and Stop/Search 3<sup>rd</sup> Quarter Report

**1 April to 31 December 2007**

Prepared By:  
Date:

**Teri Roberts, Diversity Development Manager, PDDT  
19 January 2008**

# Table of Contents

<b>1. TERMS OF REFERENCE</b>	<b>3</b>
<b>2. INTRODUCTION</b>	<b>3</b>
<b>3. METHODOLOGY</b>	<b>4</b>
<b>4. STOP AND ACCOUNT</b>	<b>5</b>
4.2 Reason Codes	6
4.4 Comparison with Community Population Percentages	7
4.5 Self Defined Ethnicity and Officer Perception	8
4.6 Gender	9
4.7 Age	10
<b>5. STOP AND SEARCH</b>	<b>11</b>
5.2 Reason Codes	11
5.3 Comparison with Community Population Percentages	12
5.5 Arrests	15
5.6 Gender	16
5.7 Age	17
5.8 Resident/Student/Visitor	19
<b>6. INDEPENDENT SCRUTINY</b>	<b>20</b>
<b>7. CONCLUSION</b>	<b>20</b>

# 1. TERMS OF REFERENCE

This report has been prepared to advise both Dorset Police and Dorset Police Authority on the use of the powers under PACE Code A. The report covers the period 1<sup>st</sup> April 2007 to 31<sup>st</sup> December 2007.

## 2. INTRODUCTION

The recommendations from the Stephen Lawrence Inquiry have directly influenced the use of Stop/Search powers and introduced the recording of Stop/Account.

Recommendation 61 states; 'That the Home Secretary, in consultation with Police Services, should ensure that a record is made by police officers of all "stops" and "stops and searches" made under any legislative provision (not just the Police and Criminal Evidence Act). Non-statutory or so called "voluntary" stops must also be recorded. The record to include the reason for the stop, the outcome, and the self-defined ethnic identity of the person stopped. A copy of the record shall be given to the person stopped'.

Recommendation 62 requires that records of Stops and Stops and Searches should be 'monitored and analysed by Police Authorities .... and the information and analysis published'.

Recommendation 63 requires that 'Police Authorities should ..... undertake publicity campaigns to ensure that the public is aware of the Stop and Search provisions and the right to receive a record in all circumstances'.

The Home Office Stop and Search Manual sets out the role and responsibilities of the Force and the Police Authority in relation to stop and search and stop and account.

The Practice Advice on Stop and Search, 2006 produced by Centrex, on behalf of ACPO, provides guidance and practice advice in respect of Stop/Search for Forces and Police Authorities, which, with the support and confidence of communities is a valuable tool in tackling criminality and terrorism.

The Stop and Search Manual and Practice Advice on Stop and Search can be obtained from the Chief Executive's Office.

Dorset Police has published the 'Police Stops and Stop/Search: Supervision and Monitoring Policy', which outlines the monitoring, evaluation and review procedures. Monthly evaluations of the operational effectiveness of the Stop and Stop/Search tactic are conducted at Divisional level. Quarterly reviews are conducted by PDDT and circulated to the Governance Managers in each territorial division so that their comments can be incorporated in the final report.

It is vital that the force demonstrates that Stop/Account and Stop/Search powers are used effectively and fairly, in order to increase the public's confidence in, and support for, the policing they receive.

Dorset Police aims to:

- Ensure that Stop and Stop/Search powers are exercised in a professional and ethical manner.
- Record all Stops and Stop/Searches conducted, allowing for the permitted exceptions, i.e. that it is impractical to do so due to public disorder, or that the officer is urgently required elsewhere.
- Improve the effective use of Stop and Stop/Search in tackling crime.
- Ensure Stop and Stop/Search is used and applied with equality across our diverse communities.
- Ensure Stop and Stop/Search is used in a way that enhances public trust and confidence.

The quarterly review procedures form part of the force's Race Equality Scheme 3 Year Action Plan and are presented to the Strategic Diversity Board for information and comment.

### **3. METHODOLOGY**

As a result of the additional recording requirements made in Recommendation 61, Dorset Police has introduced an updated record form (C314), which is used for both Stop/Account and Stop/Search activity. The Home Office Section 95 return requires data submission using Phoenix Codes; White European, Dark European, African Caribbean, Asian, Oriental, Arab and Other.

As detailed previously, the force currently records both self-defined ethnicity and Officer Perception using the 16+1 ethnicity codes as used in the Census data; thereby providing more detailed data than required for statistical returns to meet submission criteria, 16+1 Officer Perception information is aggregated to comply with Phoenix classifications

Force policy requires all forms to be submitted to the searching officer's supervisor within 24 hours of the activity taking place.

Supervisors are required to check all Stop/Account and Stop/Search forms to ensure the legality of the search, the accuracy of the record, including the ethnicity and descriptive monitoring sections, and that Code A of that Code of Practice has been complied with. The relevant data is then input onto a Stop and Search database.

Divisional Commanders have nominated senior Managers as the Divisional Stop and Search Audit Officers, who are responsible for continuously monitoring the broader use of Stop/Account and Stop/Search at Divisional and Section level. Any apparent disproportionate use of the power by particular officers or groups of officers, or in relation to specific sections of the community should be identified and investigated by the Audit Officer. Positive action must be taken where instances of possible discrimination are identified and a record kept of the action taken.

It is not currently possible using the electronic database to ascertain any trend data for areas of non-compliance as the system does not provide searchable fields to assist with this task. At this point in time it is not possible to readily identify, at a strategic level, areas of non-compliance i.e. non completion data fields on the form or inappropriate use of powers. The

need to consider how this facility can be provided forms part of the Street Interventions Project.

The Partnership and Diversity Development Team has worked with Quality and Development to analyse the current Stop/Account and Stop/Search database to produce this report.

Information has been provided on the activity undertaken during all three quarters.

## 4. STOP AND ACCOUNT

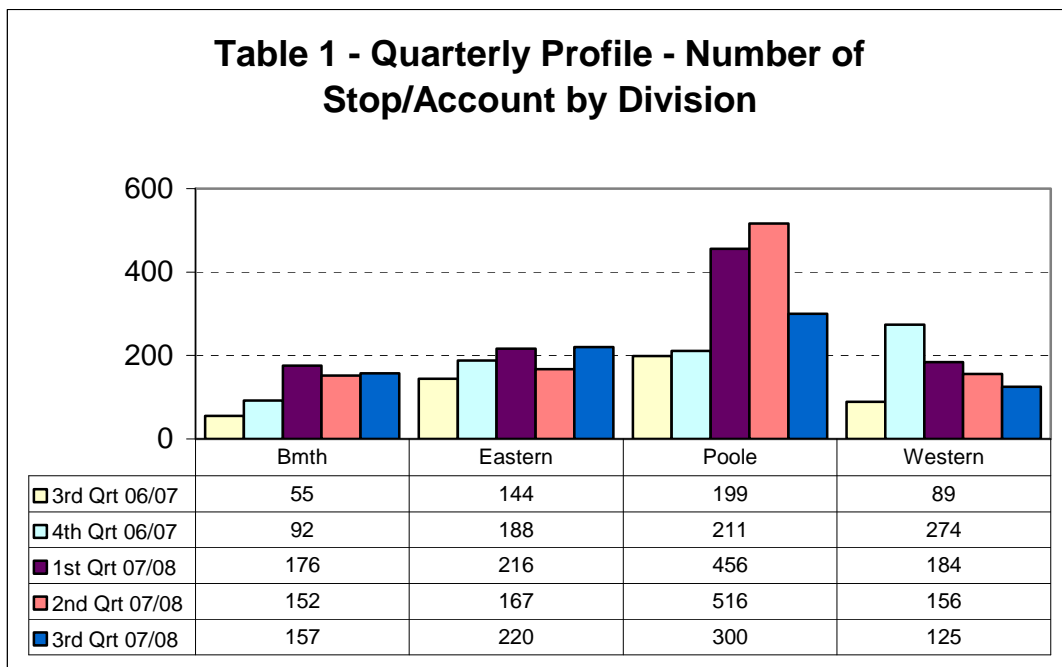
The Stephen Lawrence enquiry defined a 'stop' as follows:

*“When a police officer requests a person in a public place to account for themselves, i.e. their actions, behaviour, presence in an area or possession of anything, a record of the encounter must be completed at the time and a copy given to the person who has been questioned.”*

### 4.1 Quarterly Profile

During the period 1<sup>st</sup> April 2007 to 31<sup>st</sup> December 2007 a total of 2825 Stop/Accounts were recorded across the Force area. When comparing figures to the same period in 2006, it is of note that 1460 Stop/Accounts were recorded, thus showing an increase of 1365 recorded interactions.

Table 1 shows the total number of Stop and Account for the final two quarters of 2006/07 and first three quarters of the 2007/08 year, by division.



Bournemouth continues to show a low level of Stop/Account activity (17% of overall force activity), in comparison to the level of Stop/Search activity recorded (44% of overall force activity) for all three quarters; see section 5.1.

The highest recorded activity during the third quarter continues to be conducted in the territorial division of Poole who have been operating Operation Venus (a proactive response to Anti Social Behaviour with an inbuilt Juvenile Referral Scheme) and this combined with a burglary series is thought to explain the increased use of stop and account. However, the difficulties of data retrieval from the Dorset Police Management Information System (DORMIS) means it is difficult to identify specific reasons for the fluctuation in activity.

There is a consistent decrease in recorded activity within Western Division when reviewing the data from all three quarters 07/08. No specific reason has been identified for this fall. In Eastern Division figures have fluctuated but remained relatively consistent.

The second quarter report highlighted that the number of recorded Stop/Accounts represented 33.6% of overall force activity. When reviewing the total activity recorded during all three quarters, this percentage has remained consistent at 33%.

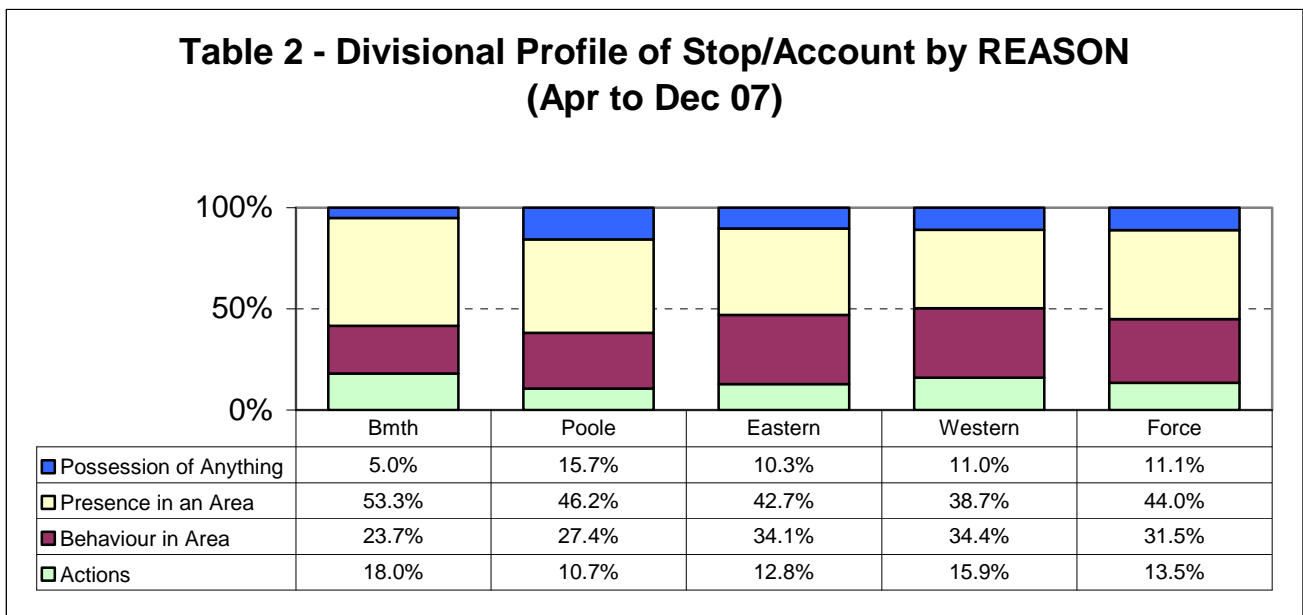
#### 4.2 Reason Codes

The reasons for an individual being asked to Stop and Account for themselves are recorded as:

- Actions
- Behaviour
- Presence in area
- Possession of anything.

'Presence in Area' is consistently the most frequent reason recorded, representing 44% (1155), of overall force activity.

Table 2 illustrates the Divisional profile of Stop/Account by Reason code for the reporting period 1<sup>st</sup> April to 31<sup>st</sup> December 2007.



It has been highlighted that there is some confusion regarding the reason codes 'Presence in Area' and 'Behaviour in Area', for example when dealing with Anti Social

Behaviour, as when completing the form this could be due to 'Presence in Area' or 'Behaviour in Area'. Guidance providing clarification will be provided.

Divisions have also indicated that records that provide an understanding of what prompted the interaction; whether the officer was acting on their own discretion or in response to intelligence would be of considerable benefit in helping them to understand the differences in activity shown in Table 2 above. This is a consideration that will be taken forward into the Street Interventions Project.

### **4.3 Data Quality**

There continues to be a problem with missing data. The total omissions break down as follows:

- Bournemouth – 185
- Eastern – 12
- Poole - 4
- Western - 0

Research has been undertaken at Bournemouth and it has been identified that the majority of omissions occurred at the point of data input and is not attributable to recording gaps by officers. A training need has been identified and will be addressed by the division.

Divisions continue to highlight that the limitations of the DORMIS restrict effective quality assurance and scrutiny at a senior command level. To undertake detailed research requires significant resource investment.

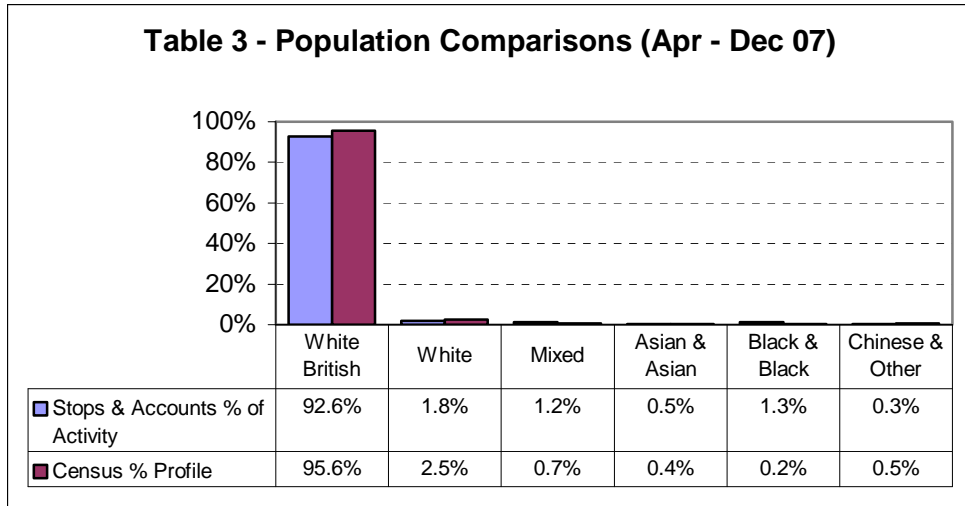
Bournemouth Division continue to explore ways to enhance their understanding of stop account and stop search activity through their daily management processes and it is encouraging that these checks have highlighted compliance with the quality assurance regime by supervisors.

### **4.4 Comparison with Community Population Percentages**

The Stop and Search Manual produced by the Home office requires forces to measure disproportionality by taking the Stop/Search figures at force level, which are then broken down into ethnicity and compared against the respective resident population as per Census figures.

The force has also compared Stop/Account activity against the resident population as per Census figures. When looking at overall force activity, in comparison to self-defined ethnicity, it can be seen that activity in relation to Black and Black British people is 1.3%, when compared with a census population of 0.2%. It is believed that the census data may not necessarily reflect the current street population and this will be further explored within the street interventions project.

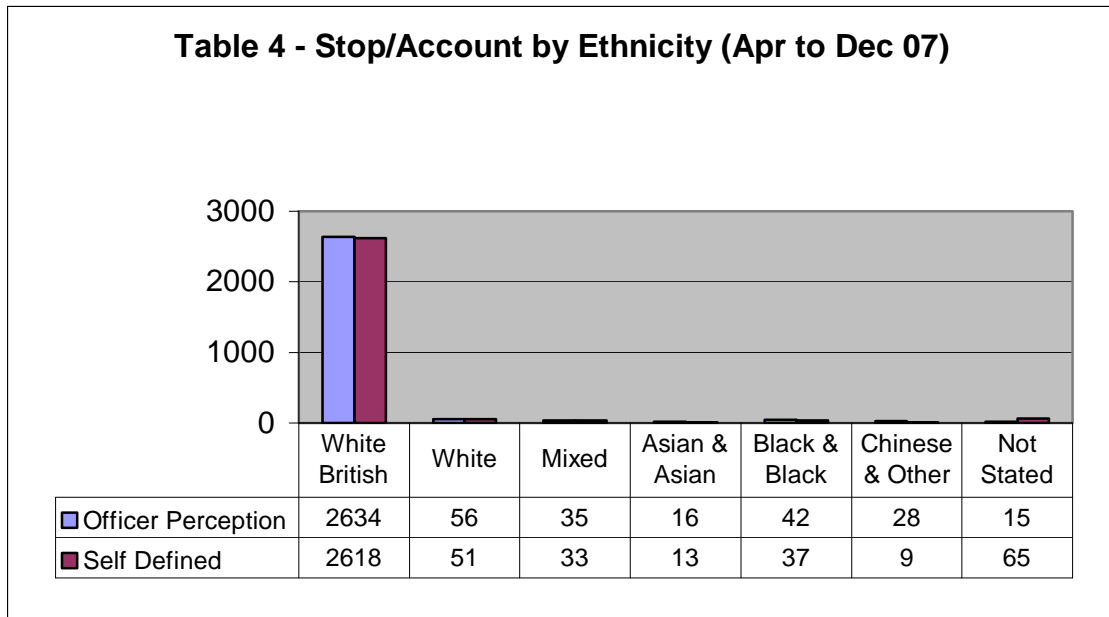
**Table 3 - Population Comparisons (Apr - Dec 07)**



#### 4.5 Self Defined Ethnicity and Officer Perception

Both Officer Perception and self-defined ethnicity data shows an aggregated total of 2826 records. Of those records, 92.6% of people Self Defined White British and 1.3% of people self-defined as Black and Black British.

**Table 4 - Stop/Account by Ethnicity (Apr to Dec 07)**

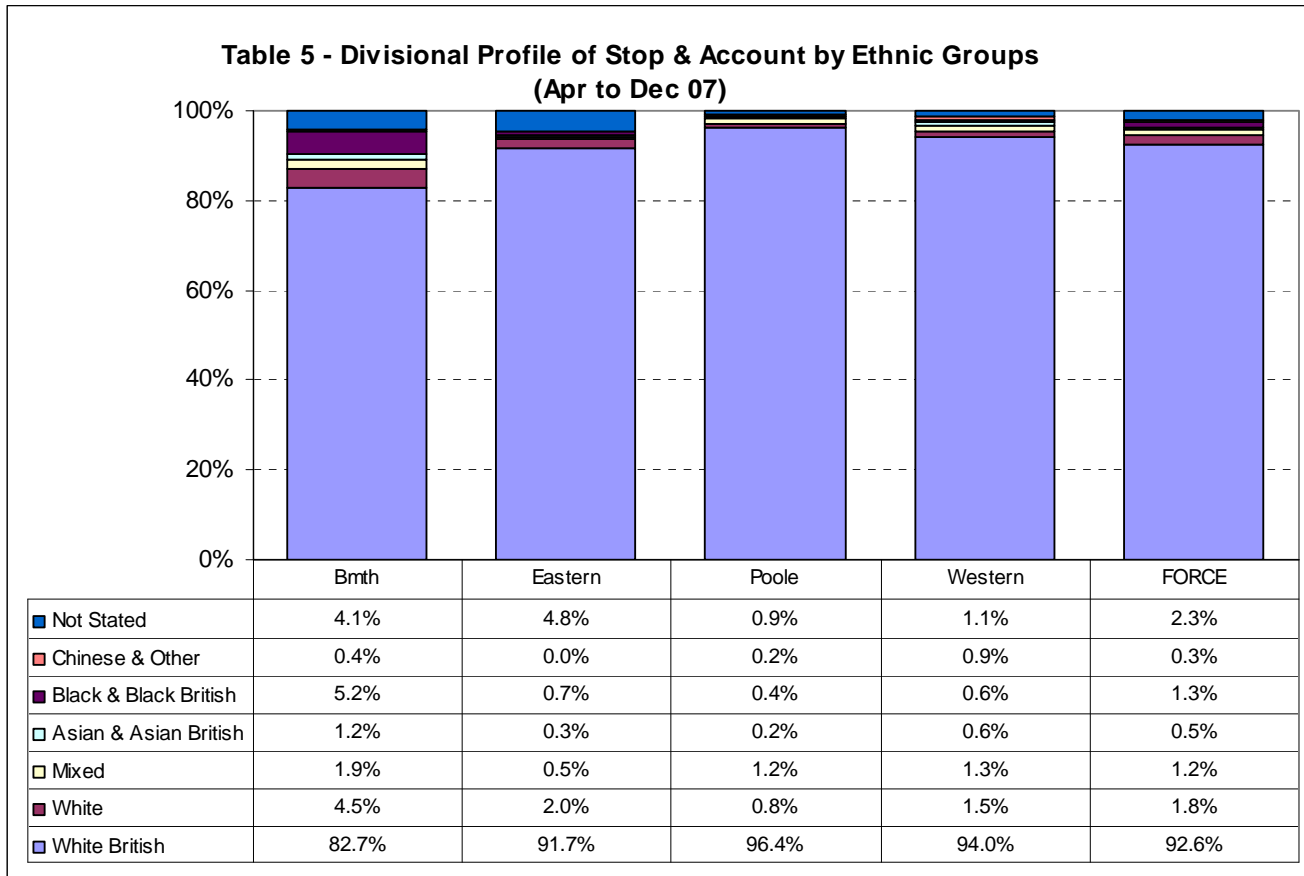


When comparing this information to the Officers Perception, it can be seen in Table 4, that officers perceived that 93% of people were White British and 1.5% of people were Black and Black British, therefore representing minimal difference.

It should be noted that the conversion of data from 16+1 to 6 +1 categorisation, described in section 3, has highlighted the potential for the integrity of our data to be compromised. This will be explored further within the Street Interventions project.

Unfortunately, we are unable to use the current system to identify why there is any discrepancy between individual’s self-defined ethnicity and officers’ perception, without doing a manual search of stop account records. This course of action is not considered an effective use of resources given the current level of discrepancy.

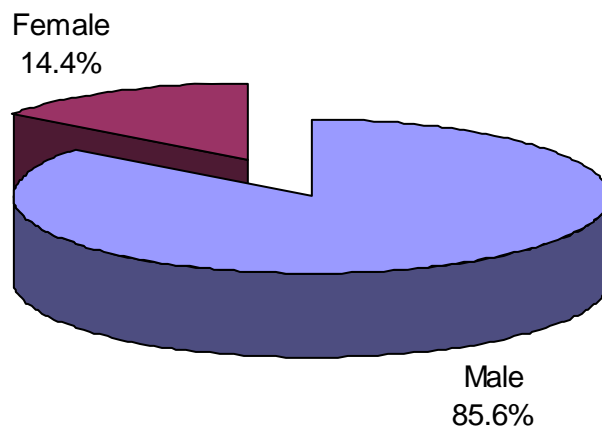
Table 5 illustrates the Divisional profile of Stop/Account by self-defined ethnicity. It can be seen that 92.6% of overall activity, during the reporting period, related to those who self-defined as 'White British'. In comparison, those who Self Defined as 'Black or Black British' continue to represent 1.3% of overall activity, and those 'Not Stated' represented a further 2.3% of overall activity. This is similarly reflected in the activity recorded for Stop/Search in Section 5.4.



#### 4.6 Gender

During the reporting period, 1<sup>st</sup> April 2007 – 31<sup>st</sup> December 2007, 2411 (85.6%) stop/account encounters involved males and 404 (14.4%) females. A further 11 DORMIS records did not include gender data. There are no specific issues to raise in relation to missing data other than those outlined at 4.3.

**Table 3 - Stop/Account by Gender (Apr to Dec 07)**



The most recent estimate of gender breakdown in the Force area estimates that 52% of the population are female; (Office for National Statistics 2004). Whilst the issue is complex, it is interesting to note that arrest data for the period April 1<sup>st</sup> to 31<sup>st</sup> December for 2007, shows that the total percentage of females arrested was 16.1%.

Home Office Research Paper 131 – Profiling Populations Available for Stops and Searches, (2000) highlights that recorded activity nationally predominantly involves males.

#### **4.7 Age**

When looking at the age groups of those persons who were subject to a Stop/Account, 2826 records provide details; showing a slight discrepancy in the figures as there is an additional record that does not appear to be included in the overall total set out in paragraph 4.1.

Examination of Stop/Account activity by age groups, as previously stated in the second quarter report continues to illustrate that 75% (2114) of the total recorded activity relates to persons under 25 years of age.

The age breakdown is seen below:

<b>Age Groups</b>	<b>Total Number</b>
Under 25	2114
26 – 40	407
41 – 65	251
Over 65	15
Not recorded	39
<b>Grand Total</b>	<b>2826</b>

Unfortunately, the Dorset Data Book (2006) does not allow us to reconcile this recorded activity against population as the age bands do not correlate with our current Stop/Account bandings.

## 5. STOP AND SEARCH

### 5.1 Profile of Stop and Search Activity

In the reporting period, a total of 5747 Stop/Search encounters were recorded across the Force area. Unfortunately, the current database does not allow the force to identify those individuals who have been subject to repeated Stop/Search, nor does it cross reference to intelligence records or enable the force to identify any sanctioned detections that have resulted from use of this power. This data would need to be acquired manually and would therefore be too resource intensive.

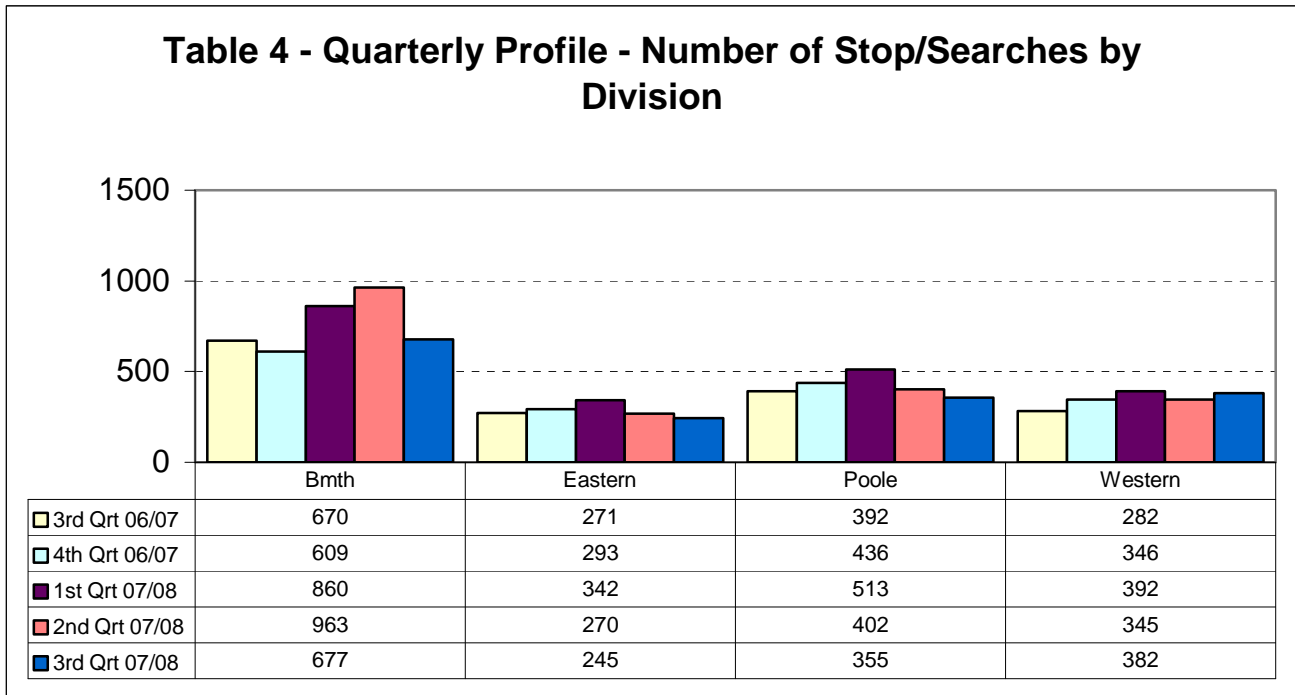


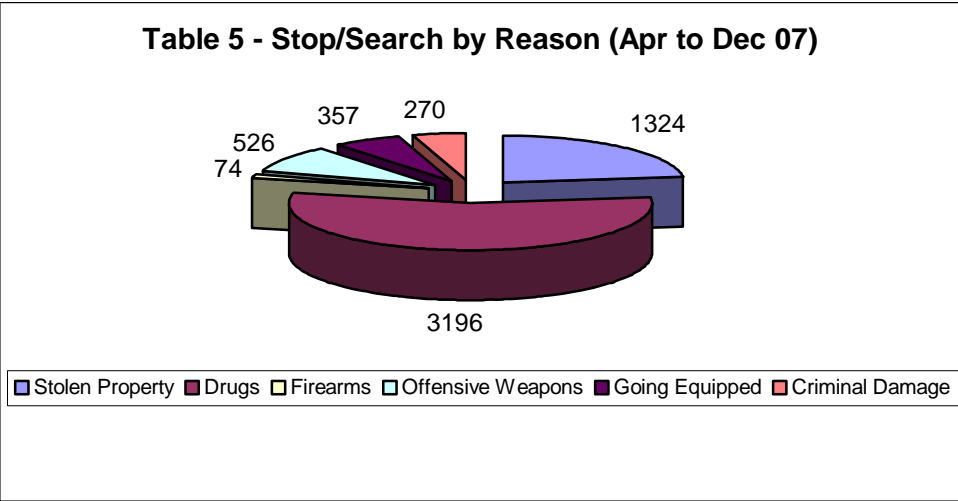
Table 4 shows the total number of Stop/Searches each quarter by Territorial Division. The highest level of recorded activity continues to occur in the Bournemouth Division (44%), and this is consistent throughout the last 5 quarters.

### 5.2 Reason Codes

The reason codes for an individual being Stop/Searched are:

- Stolen Property, Offensive Weapons, Going Equipped, Articles to cause criminal damage - S1 PACE
- Drugs - S23 Misuse of Drugs Act
- Firearms – S47 Firearms Act
- Terrorism 44 (1) (vehicle/occupants)
- Terrorism 44 (2) (pedestrians)
- Anticipated violence – S60 CJPO
- Other Power

Table 5 below illustrates the Stop/Search profile by reason code.



The most frequent reason code recorded continues to be 'Drugs', representing 55.6% (3196 encounters), of overall force activity.

Bournemouth and Poole currently operate "Operation Dismantle" involving proactive policing focussed on drugs networks and their links to acquisitive crime. This is the focus of front line activity in general and it is acknowledged that this is reflected in recorded Stop/Search activity. The Division recognise the importance of a quality assurance process to ensure that the relationship between intelligence and activity is robust. Bournemouth Division continues to undertake analysis to understand, in more detail, the relationship between drug related intelligence and their stop search activity and this will be reported in due course.

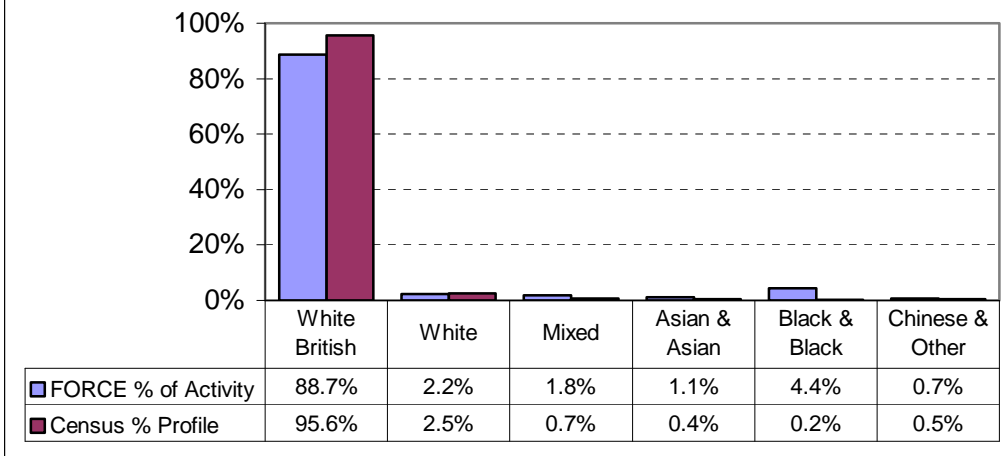
Examination of quarterly activity by territorial division indicates that there is no seasonal trend in activity.

**5.3 Comparison with Community Population Percentages**

The Stop and Search Manual produced by the Home office requires forces to measure disproportionality by taking the Stop/Search figures at force level, which are then broken down into ethnicity and compared against the respective resident population as per Census figures.

In terms of overall recorded force activity, in percentage terms, recorded activity in relation to self-defined Black and Black British individuals, figures are relatively high at 4.4%, a slight reduction on the last quarter report (4.7%).

**Table 6 - Population Comparisons (Apr to Dec 07)**

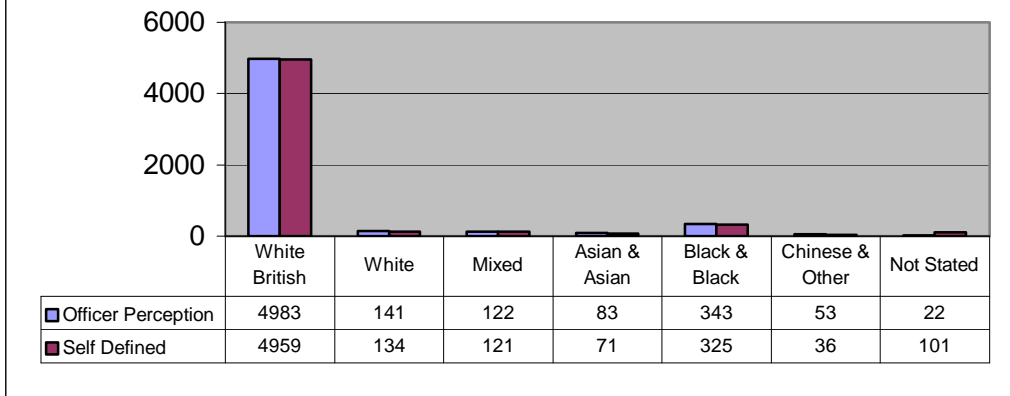


Members will be aware that this apparent disproportionality is subject of a dedicated project being undertaken by the Force and is subject of a separate update to this committee.

**5.4 Self Defined Ethnicity and Officer Perception**

Both Officer Perception and self-defined ethnicity data relate to a total of 5747 records and a breakdown of the aggregated figures is shown in Table 7.

**Table 7 - Stop/ Search by Ethnicity (Apr to Dec 07)**



Data for this reporting period illustrates that 86.3% (4959) of people Stop/Searched Self Defined as White British and 5.6% (325) as Black and Black British.

When comparing this information to the Officers Perception, the data shows that officers perceived 86.7% of those individuals that they Stop/Searched to be White. Similarly they perceived 5.9% of individuals to be Black.

As highlighted in the section relating to Stop and Account, it remains impossible using the current system to identify why there is any discrepancy between individual's Self Defined

ethnicity and officers' perception, without doing a manual search. However, the discrepancy is not considered significant.

Table 8 below, illustrates the Divisional profile of Stop/Search by self-defined ethnicity. It can be seen that 86.3% of overall activity, during the reporting period, related to those who self defined as 'White British'. In comparison, those who self defined as 'Black or Black British' represented 5.7% of overall activity, and those 'Not Stated' represented a further 1.8% of overall activity. This is similarly reflected in the activity recorded for Stop/Account under Section 4.4, page 7.

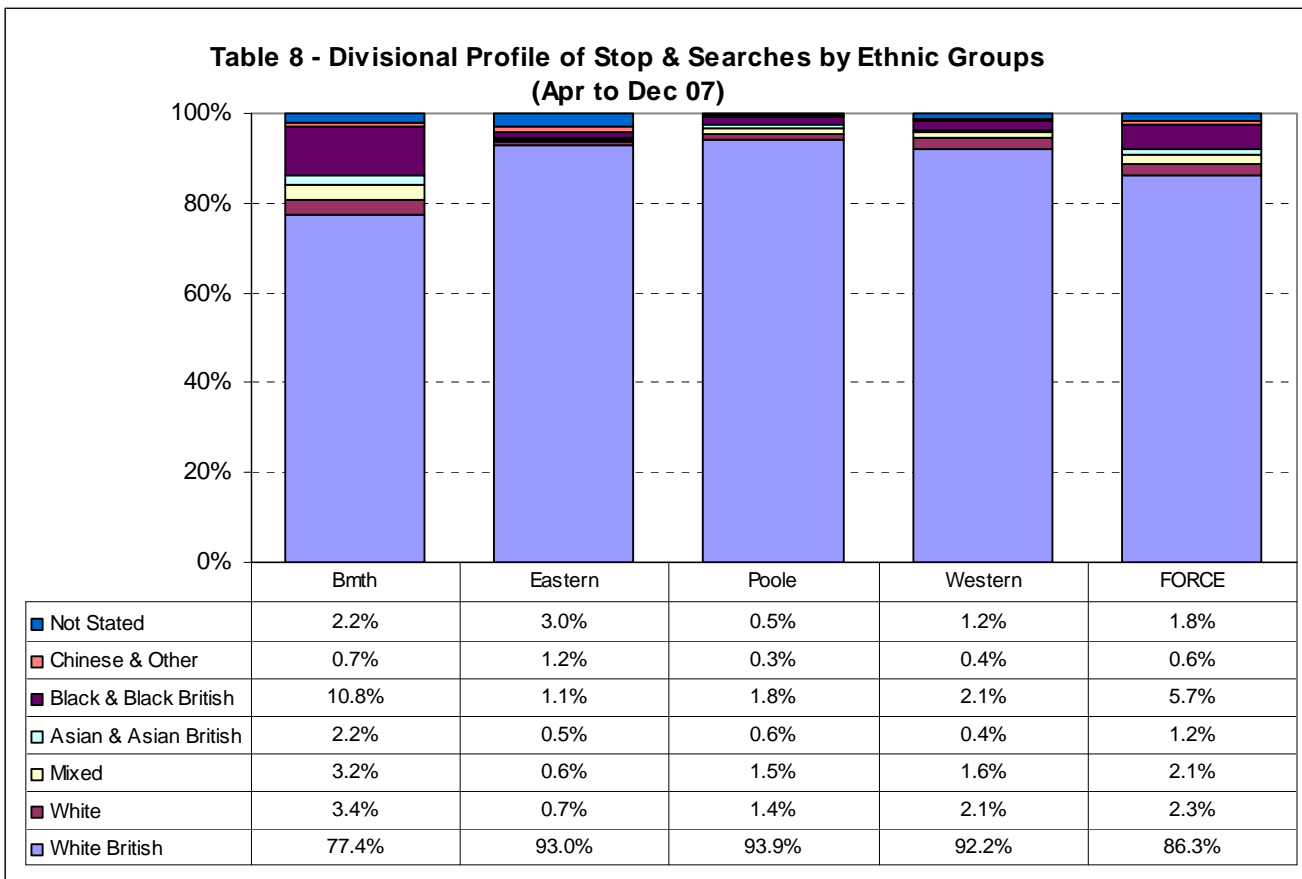
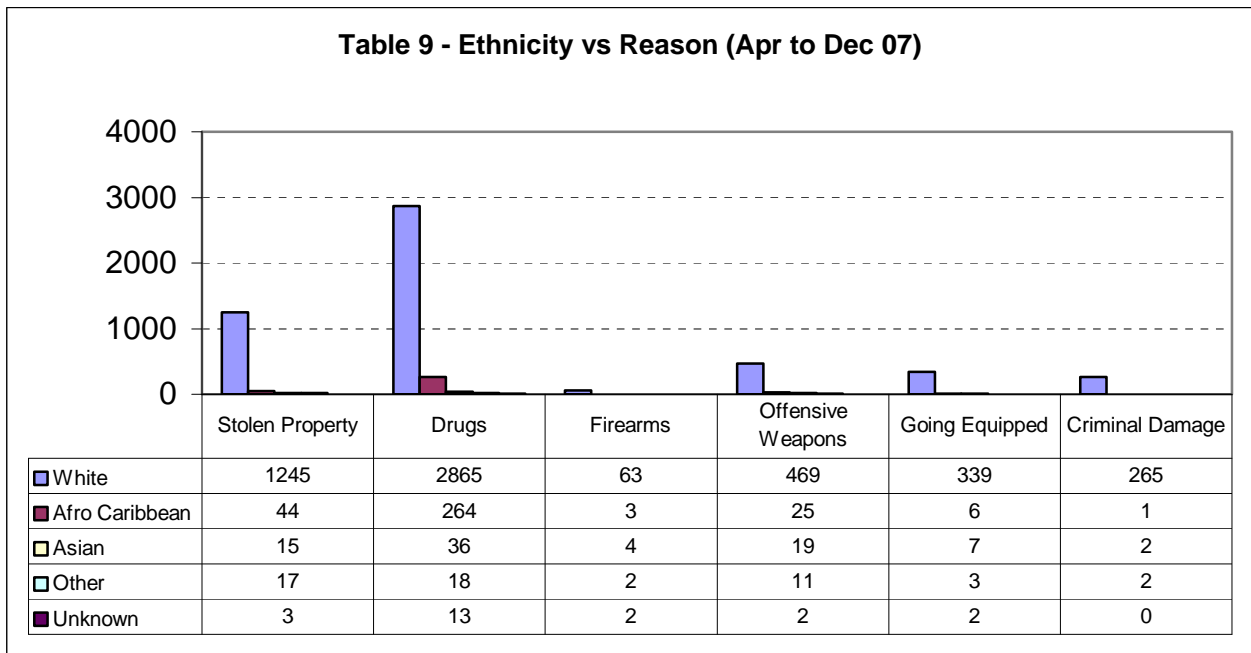


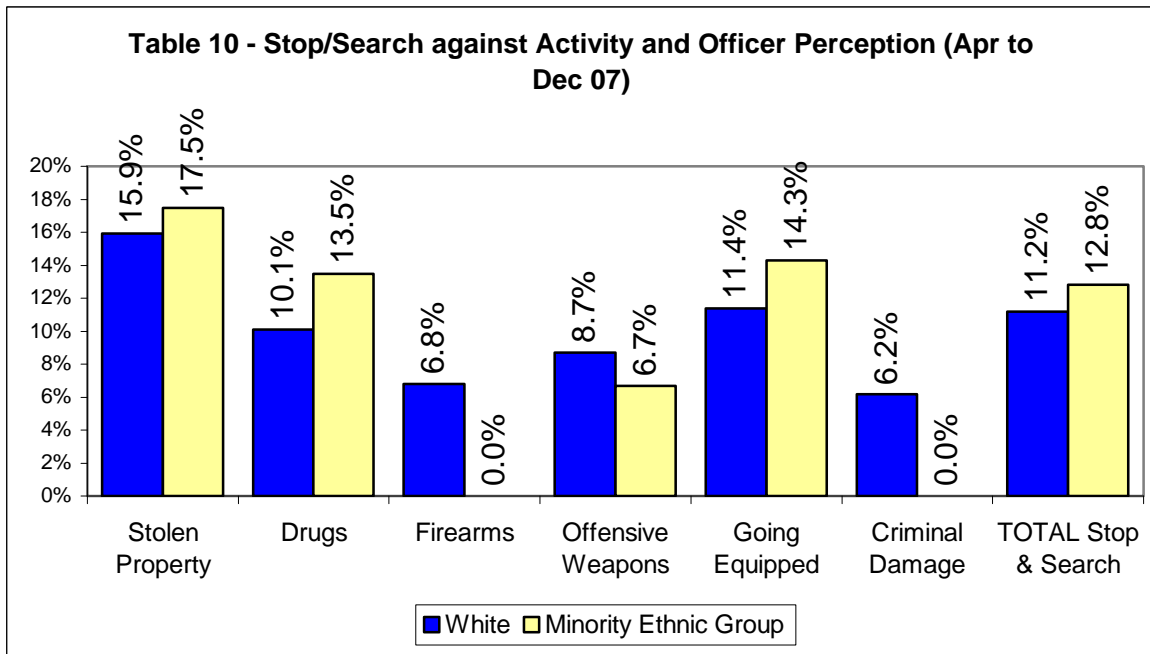
Table 9 below compares self-defined ethnicity and reason for Stop/Search and it can be seen that the highest amount of activity was recorded for people who are White and searched for Drugs. Also of note is the relatively high number of African Caribbean people searched for Drugs when compared to alternative reason codes. This continues to reflect the position stated in the last quarter report. Within Bournemouth and Poole conurbation area, intelligence led operations may have had an impact on this data, but this cannot be stated with any certainty without more detailed analysis.

**Table 9 - Ethnicity vs Reason (Apr to Dec 07)**



**5.5 Arrests**

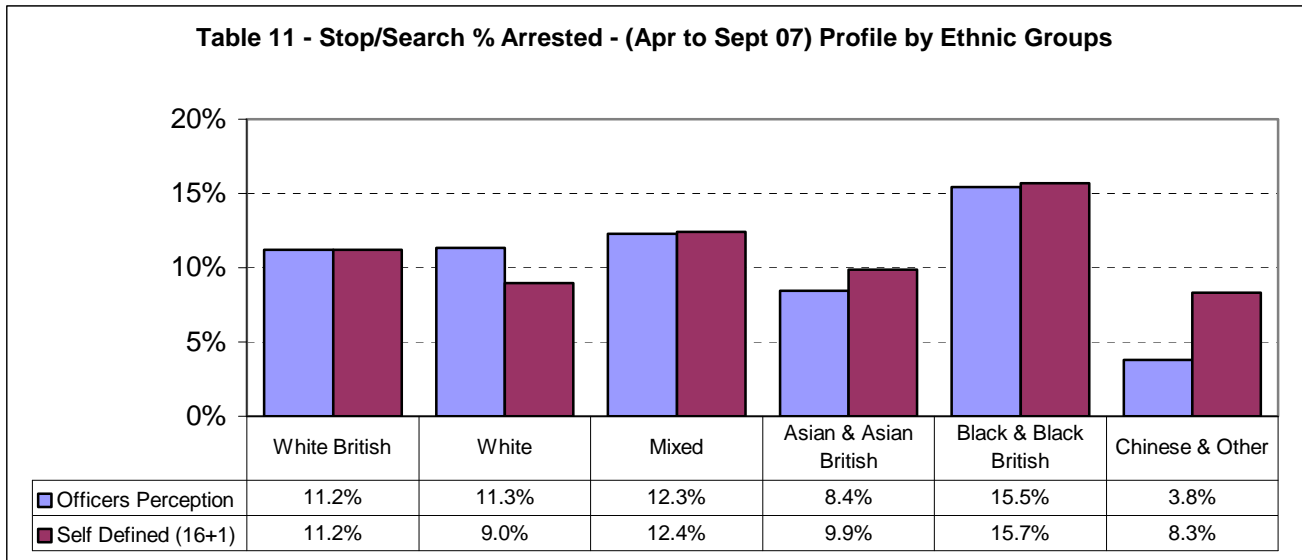
Table 10 below provides a limited breakdown of Stop/Search activity resulting in arrest by ethnicity based on officer perception.



Of the 5747 Stop/Search records, a total of 651 resulted in arrest, representing a conversion rate of 11.3%. However, the current recording system does not allow us to readily identify if there is a correlation between the reason for the arrest and the Stop/Search reason code; i.e. a person may be stop searched because they are suspected of being in possession of stolen property, but in the course of the search the officer may find drugs leading to an arrest. It is difficult to correlate the reason for arrest with the stop search database for reporting purposes, other than manually and the potential to make this more viable will be explored through the street interventions project.

Examination of the data for this reporting period against officer perception, reason code and number of arrests per ethnic group, has shown that the highest percentage arrest rate for both White individuals (15.9% or 194 arrests) and ethnic minority individuals (17.5% or 18 arrests) continues to be related to reason code 'Stolen Property'.

Table 11 illustrates the number of arrests by ethnic group defined by both Officer Perception and Self Defined Ethnicity. The highest percentage of arrests relate to 'Black and Black British' in both cases.



## 5.6 Gender

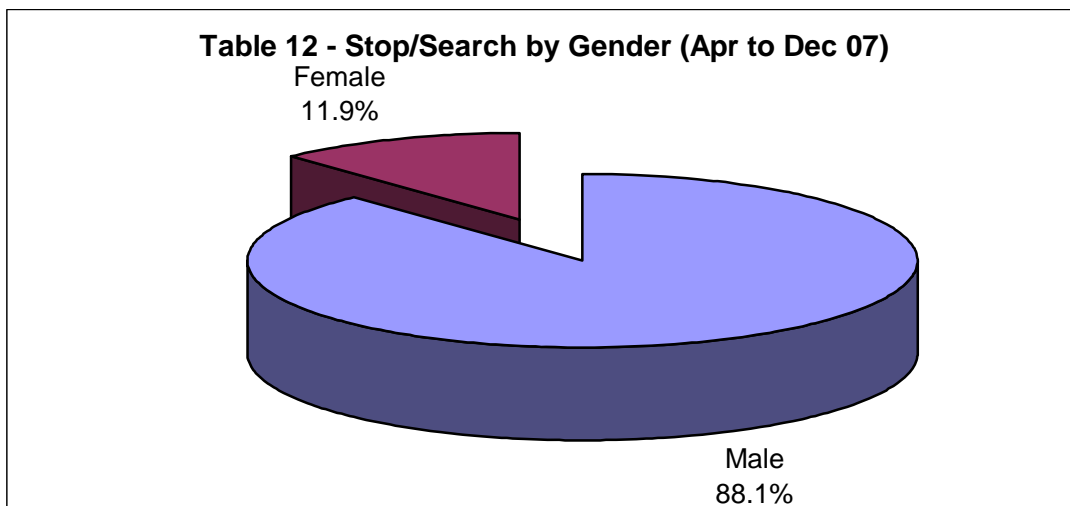
During the reporting period, 1<sup>st</sup> April 2007 – 31<sup>st</sup> December 2007, 5031 stop/search encounters involved males and 679 females. DORMIS was found to have missing data in 37 (0.7%) of records, an increase of 9 records since the second quarter report. A divisional breakdown is shown below:

- Bournemouth – 12
- Eastern – 6
- Poole – 5
- Western – 14

The responsibilities of the supervising officer are, as mentioned previously, key to ensuring that missing data is kept to a minimum and the research at Bournemouth suggests that in most cases this is being undertaken. Further research is required to confirm the hypothesis that the majority of missing data is attributable to inputting problems rather than incomplete form submission by staff in other Divisions.

The most recent estimate of gender breakdown in the Force area state that 52% of the population are male; (Office for National Statistics 2004).

Table 12 illustrates the gender breakdown by percentage for the reporting period:



When comparing why individuals were subject to Stop/Search against their gender, the majority of searches for both genders related to the reason code 'Drugs', (2734 males and 438 females) and this is consistent with the last two quarterly reports.

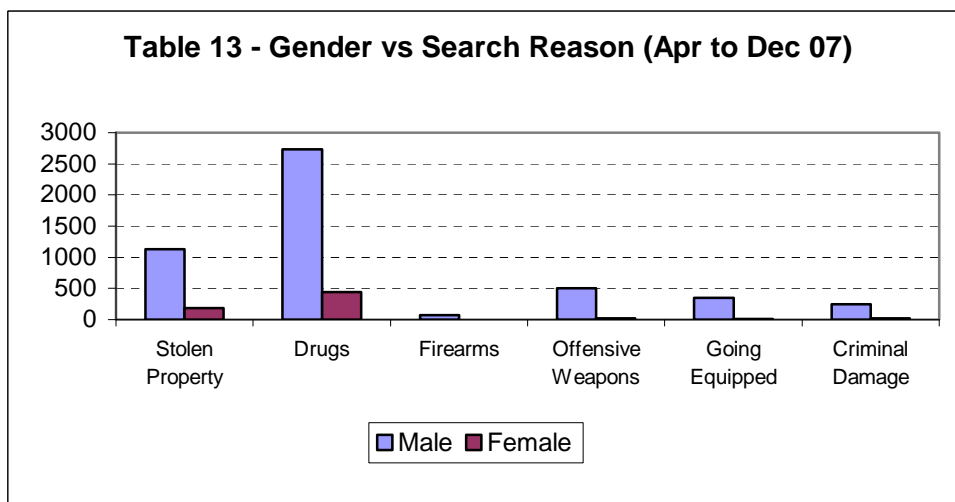


Table 13 above and then comparing the reason for the search as an overall percentage of the types of searches per gender, females continue to record a higher percentage of drugs searches than males when looking at the aggregated figures for the past three quarters. This also shows that 64.5% of all Stop/Searches undertaken against females were related to drugs. Drug searches were also the highest total number of searches for males at 54.3%.

### 5.7 Age

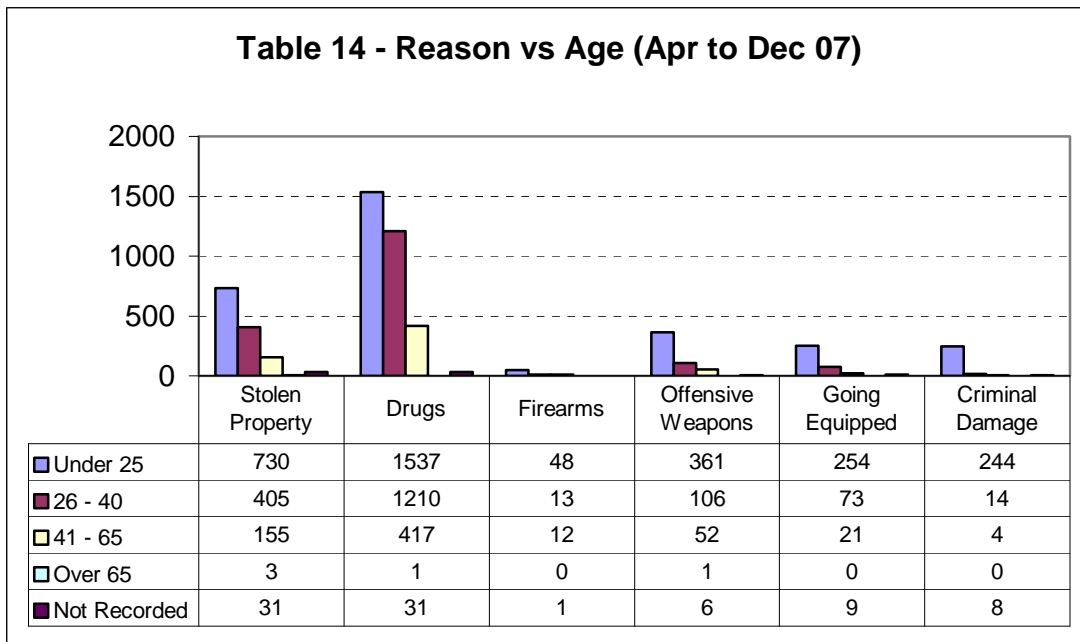
Data for the reporting period shows that 55.2% of the total number of recorded stop/search encounters related to persons less than 25 years of age. This is an increase of 1.6% since the last report.

The age breakdown is detailed below:

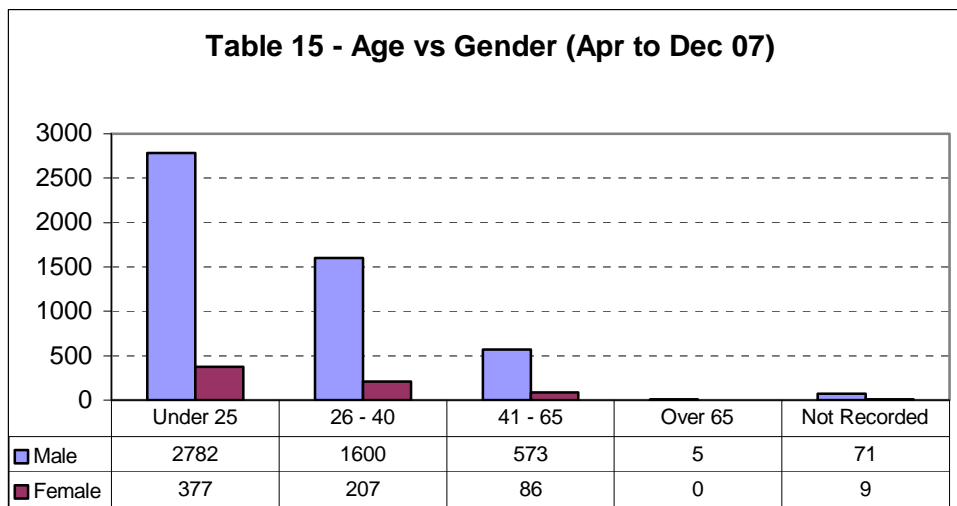
Age	Annual Totals
Under 25	3174
26 - 40	1821
41 - 65	661
Over 65	5
None stated	86
<b>Grand Total</b>	<b>5747</b>

The Dorset Data Book 2006 does not allow us to reconcile this recorded activity against population, as the age bands do not correlate with our current Stop/Account bandings. Due to the wide age groupings used in national statistics it is not possible to correlate these figures with local population information.

When comparing why individuals were subject to Stop/Search against their age, it can be seen that overall the highest activity continues to be recorded against those individuals who are less than 25 years of age and were Stop/Searched for Drugs.

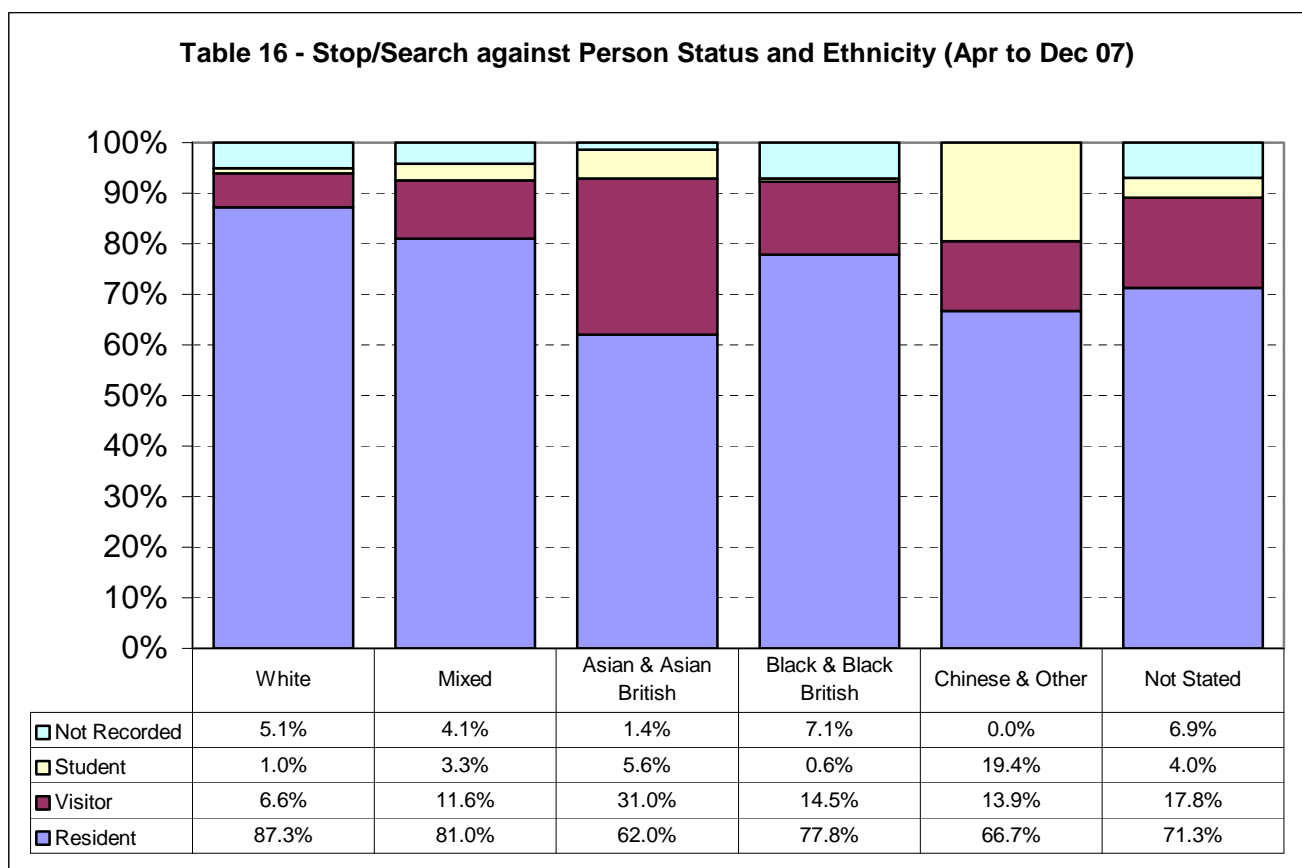


When looking at the breakdown into age groups in comparison to gender, it can be seen that both men and women under the age of 25 are more likely to be subject to Stop/Search, than those in any other age group.



### 5.8 Resident/Student/Visitor

Table 16 provides a breakdown of Stop/Search activity by resident, student, visitor status and ethnicity.



It is important to recognise that those interactions relating to visitors have an impact on the comparisons made, as visitors are not included in the Census data, and more recent population estimates do not provide ethnicity data.

The highest percentage of stop search activity affecting 'Visitors' at 31% (22 reports) relates to those who are Asian and Asian British. In the last quarter 21% of force activity was recorded for visitors in the same ethnic category.

When looking at those records relating to individuals who are shown as 'Black and Black British' and 'Visitor', the table below shows that 12% (39) of interactions related to 'Drugs'. It is of note that it is not possible to correlate this with the intelligence system at this stage, other than by undertaking a manual search.

	<b>Search Reason</b>	<b>Resident</b>	<b>Visitor</b>	<b>Student</b>	<b>Not Recorded</b>	<b>TOTAL</b>
Black & Black British	Stolen Property	34	3	0	3	40
	Drugs	192	39	1	20	252
	Firearms	3	0	0	0	3
	Offensive Weapons	18	5	1	0	24
	Going Equipped	5	0	0	0	5
	Criminal Damage	1	0	0	0	1
<b>Black &amp; Black British Total</b>		<b>253</b>	<b>47</b>	<b>2</b>	<b>23</b>	<b>325</b>

## 6. INDEPENDENT SCRUTINY

It was recommended at the IAG Liaison Meeting held on 11 July 2007 that key issues such as Hate Crime and Stop/Search become part of the agenda for all divisional IAG meetings.

The Bournemouth and Poole Independent Advisory Group (IAG), undertakes scrutiny of divisional stop search records on a quarterly basis. In addition, members of the IAG are currently reviewing the report on the investigations into intelligence logs and stop/search activity conducted by Bournemouth Division.

The Western Division IAG includes the same scrutiny role in their terms of reference. The Division has discussed the Force and National context with the IAG members. Having reviewed the local position, it is not currently regarded as a priority area of work, however, this is kept under constant review, so that any concerns can be identified and explored appropriately.

The Eastern Division has recently established their IAG, with the inaugural meeting taking place at the end of October 2007. Quarterly scrutiny of divisional stop/search figures will form part of the responsibility for the group. The IAG members have received an input regarding the use of PACE Code A powers. In addition, they have been given an explanation on the reporting form so that they can understand what Stop/Account and Stop/Search is and how the form should be completed. Their next meeting is on 5<sup>th</sup> February where they will complete a review of both Stop/Account and Stop/Search forms.

## 7. CONCLUSION

A number of issues continue to be highlighted in this report in relation to Stop/Search and Stop/Account activity, in particular, missing data from several fields. The identification of potential errors at input stage at Bournemouth, thereby affecting the integrity of the DORMIS database is important, not least because manual checking of forms has shown that the

majority of officers are completing the necessary data fields and supervisors are checking them. Interventions in terms of training and support for inputters should translate into significant improvements.

The need for full completion and quality assurance continues to be reinforced during perceptual training at Bournemouth Division. This is an important development opportunity in this area as it allows officers, through direct feedback from role players and members of the public, to gain an understanding of how an individual subject to this type of police action feels, as well as examining legislative processes. Officers have raised concerns regarding the bureaucracy involved with the stop/account procedure; this is a concern reflected nationally and forms part of the review being undertaken by Sir Ronnie Flanagan.

Responses from all divisions have reinforced the importance of a fully searchable database to assist with scrutiny. Their feedback has highlighted the difficulties in interrogating data through DORMIS in order to identify incorrect recording as well as being able to effectively monitor activity.

We continue to exceed the requirement of National recording obligations by recording under the 16+1 classifications for both self defined and Officer Perception; the latter is not a mandatory requirement. However, the subsequent conversion of Officer Perception into the Phoenix code classification for the Home Office requires careful management to retain data integrity.

### **Stop/Account**

In relation to Stop/Account activity, the main reason for being stopped continues to be recorded as 'Presence in Area', accounting for 44% of overall activity. The record of Stop/Account activity in the Bournemouth Division remains low at 17% of overall force activity, in comparison to their use of Stop/Search, which represents 44%% of overall force activity for all three quarters. It is of note that recording activity in the Western Division has decreased consistently since the 4<sup>th</sup> Quarter 2006/07.

Males continue to account for 85.6% of all Stop/Account activity and data showed that 75% of overall activity related to those of less than 25 years of age. When looking at activity against self defined ethnicity, 92.6% related to White British and 1.3% to Black and Black British.

### **Stop/Search**

In relation to Stop/Search activity, the main reasons for being Stop/Searched continues to be recorded as 'Drugs', which accounts for 55.6% of overall activity. As highlighted above, the record of Stop/Search activity in the Bournemouth Division represents 44% of activity during the three quarters, whereas activity captured for Stop/Account is low (17%).

Bournemouth and Poole Divisions operate "Operation Dismantle" and it is acknowledged that this proactive activity is reflected in recorded Stop/Search activity.

In common with Stop/Account data, males continue to account for the majority of all Stop/Search activity (88.1%), and similarly data showed that 55.2% of records related to individuals who are less than 25 years of age; an increase of 1.6% since the last quarter report.

When looking at activity against self defined ethnicity 86.3% related to White British and 5.6% related to Black and Black British. This is similarly reflected in Officer Perception data.

Of the total number of recorded Stop/Searches for all three quarters, 11.3% resulted in an arrest. However, as highlighted in Section 5.5, page 15, it is not currently possible to assess the correlation between the reason code for the Stop/Search and the arrest.

When comparing ethnicity to the arrest rate, the highest percentage was recorded against reason code 'Drugs' for Black and Minority Ethnic classifications. It is of note that those individuals who self defined as 'White and White British' the highest percentage 15.9% was recorded against the reason code 'Stolen Property'.

Comparisons continue to be undertaken on the activity at a force level against the resident population from the Census data. It is on this basis that disproportionality is assessed at a National level, and highlights that recorded activity against individuals in all visible ethnic groups continues to be apparently disproportionate, particularly in relation to those individuals who are Black or Black British.

Members will recall from the last report that the current recording system does not allow the force to readily investigate the data in more depth other than through a resource intensive manual process. Members are also aware this is incorporated in the Street Interventions Project work, which re-commenced 21 January 2008 following the appointment a new Project Manager.